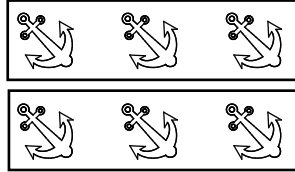



Handout**Reinforcement****2 - 4**
Section 12**The Meaning of Multiplication –
The Meaning of Division****1. Solve** the multiplications. **Use** the pictures to help you find the products.


a) $2 \times 3 =$




b) $6 \times 2 =$



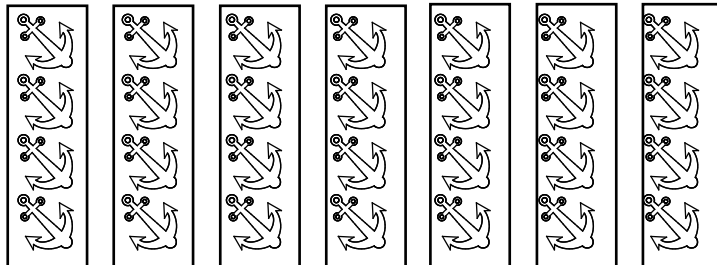
c) $3 \times 3 =$



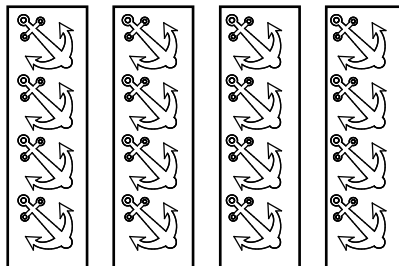
d) $6 \times 3 =$



e) $7 \times 4 =$

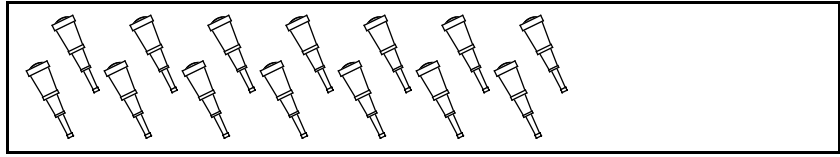


f) $4 \times 4 =$

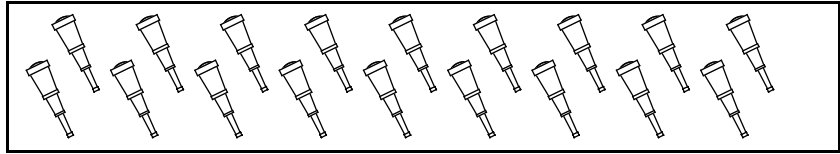


2. Solve the divisions. Use the pictures to help you find the quotients.

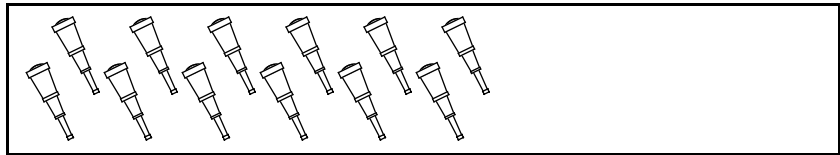
a) $14 \div 7 =$



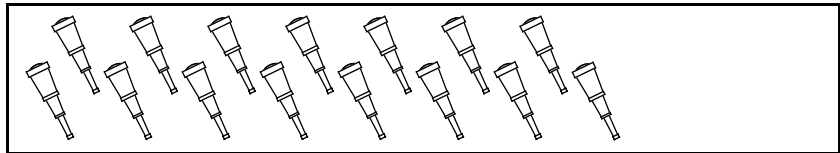
b) $18 \div 6 =$



c) $12 \div 3 =$



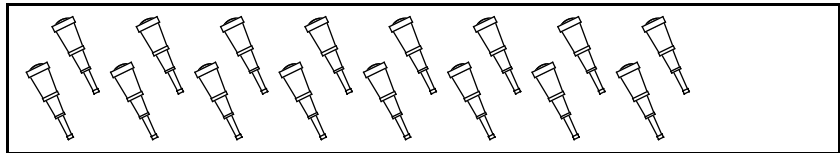
d) $15 \div 5 =$



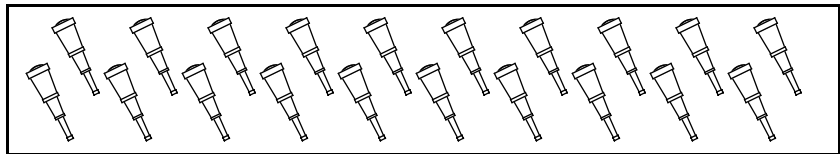
e) $8 \div 4 =$



f) $16 \div 2 =$



g) $20 \div 4 =$



h) $10 \div 2 =$

